



Slides for Aeromedical Model*



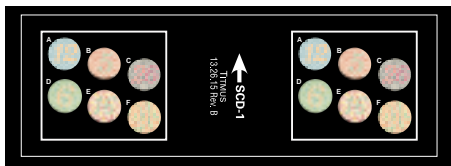
Test No. 1, SA-BRL-4 Visual Acuity at Far

With results calibrated at 20/20, 20/30, 20/40, 20/50, 20/70, 20/100 and 20/200. Tests can be administered binocularly or with either eye occluded.



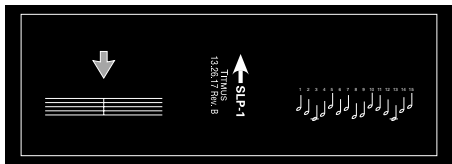
Test No. 2, SSLA-1 Visual Acuity at Far

With results calibrated at 20/15, 20/20, 20/25, 20/30, 20/40, 20/50, 20/70, 20/100 and 20/200. Monocular test only. When test for acuity better than 20/20 is desired.




Test No. 3, SCD-1 Color Perception at Far

Consists of six accurately and authentically reproduced Ishihara Pseudo-Isochromatic plates. Detects color deficiency, but does not classify.




Test No. 4, SLP-1 Lateral Phoria at Far

Measures Esophoria or Exophoria in 1 prism diopter steps.



Test No. 5, SVP-1 Vertical Phoria at Far

Measures Right or Left Hyperphoria in one-half prism diopter steps.



Test No. 6, SA-BRL-2A Visual Acuity at Near

With results calibrated at 20/20, 20/30, 20/40, 20/50, 20/70 and 20/100. Tests can be administered binocularly or with either eye occluded.



Lenses with instrument:

- Prism lens unit for use with phoria tests to detect deception. Base in prism for SLP-1 test, base up prism for SVP-1 test.
- Intermediate Lens Unit for testing visual acuity at 32 inches.

***The FAA approves Titmus Vision Screeners for testing pilots' vision.
The built-in perimeter system is not FAA approved.**

Improvements have been made to test slides to enhance viewing performance. Patent Pending.